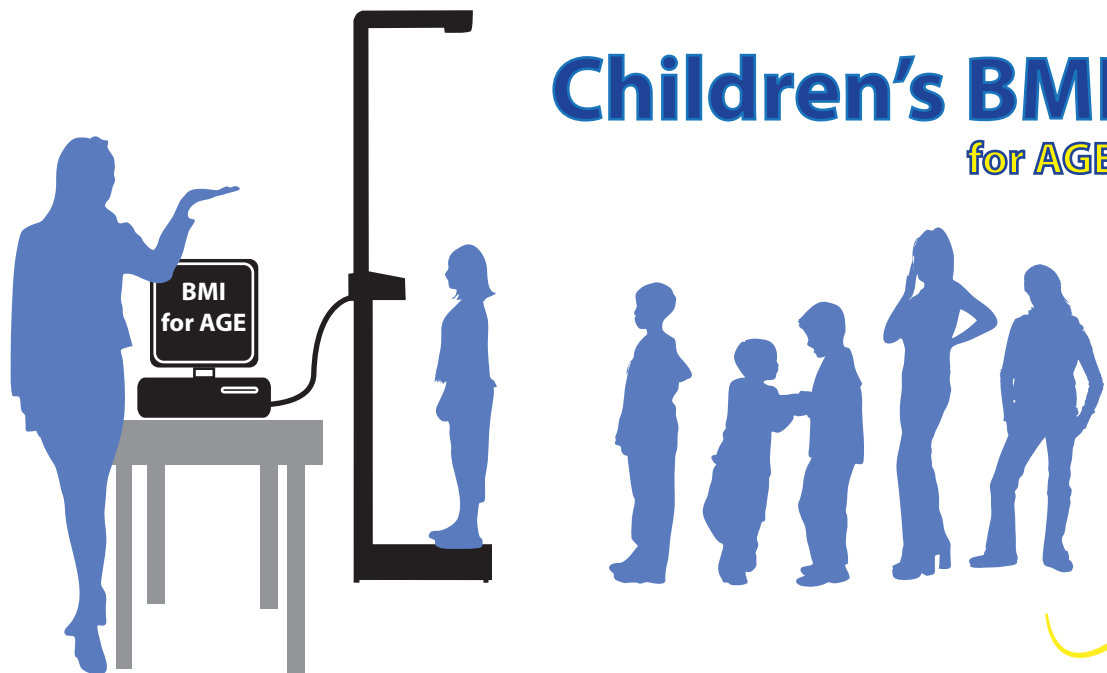


Measure over 1000 kids in one day!



The strategies schools can use to help reduce obesity.

Features • Growth Chart View • Printed Growth Chart • Measurement Reports
Summary Reports • Machine Specifications • Questions



Children's BMI for AGE



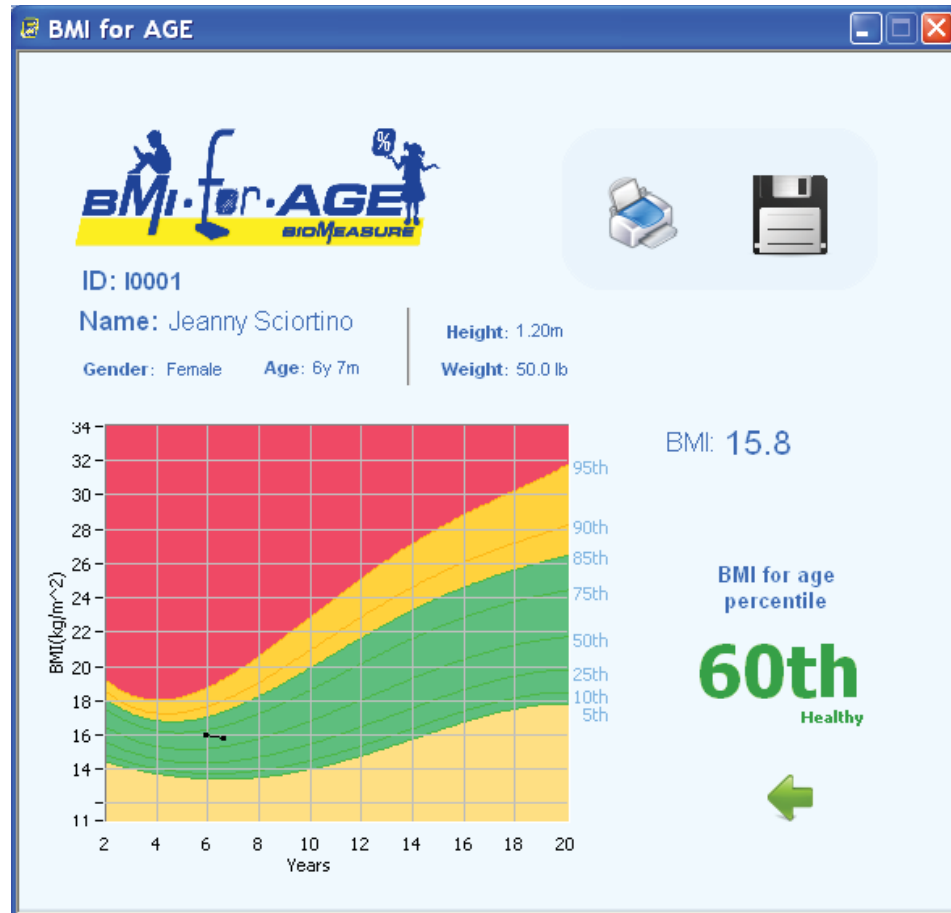
Features



- Import Class List
- Process in Batches
- BMI graphed and printed onto official CDC growth charts
- Correct age and gender specific percentiles are calculated for each student
- Summary Reports
- Individual Student Reports



BMI-for-Age Growth chart (screen)



BMI-for-Age Growth chart (PDF)



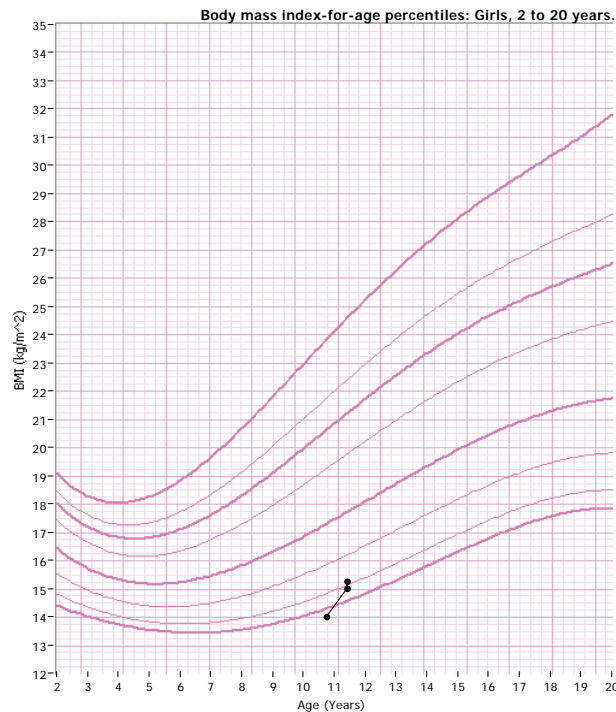
Date: Tuesday, August 07, 2012

ID: I0012

Age: 11y 5m

Name: Bianca Phillips

Current BMI-for-age Percentile: 11st



SOURCE: Developed by National Center for Health Statistics in collaboration with the National Center for Chronic Disease Prevention and Health Promotion.

Graph courtesy of CDC. All additional content copyright Glenview Health Systems (All Rights Reserved) 2011



Nurse Report



Individual Report:
BMI graphed and printed onto official
CDC growth charts

Measurement Result Report



| | A | B | C | D | E | F | G | H | I | J | K |
|----|-----------|-------|----------|-----------|--------|--------|--------|---------|------|------------|------------------------|
| 1 | Date | ID | First | Last Name | Age | Gender | Height | Weight | BMI | Percentile | Weight Status Category |
| 2 | 12/7/2011 | I0001 | Jeanny | Sciortino | 5y 11m | Female | 1.19m | 50.0 lb | 16 | 69th | Healthy |
| 3 | 12/7/2011 | I0003 | Michelle | Oprendek | 6y 5m | Female | 1.27m | 50.0 lb | 14.1 | 16th | Healthy |
| 4 | 12/7/2011 | I0006 | Barbara | Nose | 9y 2m | Female | 1.36m | 94.1 lb | 23.1 | 96th | May be obese |
| 5 | 12/7/2011 | I0007 | Don | Kramer | 13y 0m | Male | 1.46m | 94.1 lb | 20 | 70th | Healthy |
| 6 | 12/7/2011 | I0010 | Carolina | Miranda | 11y 7m | Female | 1.35m | 94.1 lb | 23.4 | 92nd | Overweight |
| 7 | 12/7/2011 | I0013 | Thomas | Phillips | 4y 5m | Male | 0.99m | 30.8 lb | 14.3 | 10th | Healthy |
| 8 | 12/7/2011 | I0012 | Bianca | Phillips | 10y 9m | Female | 1.19m | 44.0 lb | 14.1 | 3rd | Underweight |
| 9 | 8/7/2012 | I0001 | Jeanny | Sciortino | 6y 7m | Female | 1.20m | 50.0 lb | 15.8 | 60th | Healthy |
| 10 | 8/7/2012 | I0003 | Michelle | Oprendek | 7y 1m | Female | 1.29m | 62.3 lb | 17 | 77th | Healthy |
| 11 | 8/7/2012 | I0006 | Barbara | Nose | 9y 10m | Female | 1.38m | 94.1 lb | 22.4 | 94th | Overweight |
| 12 | 8/7/2012 | I0010 | Carolina | Miranda | 12y 3m | Female | 1.41m | 94.1 lb | 21.5 | 82nd | Healthy |
| 13 | 8/7/2012 | I0013 | Thomas | Phillips | 5y 1m | Male | 1.05m | 36.1 lb | 14.9 | 31st | Healthy |
| 14 | 8/7/2012 | I0012 | Bianca | Phillips | 11y 5m | Female | 1.22m | 50.0 lb | 15.3 | 11st | Healthy |
| 15 | | | | | | | | | | | |
| 16 | | | | | | | | | | | |

This report represent the **measurement results** and can be sorted by *date*, *ID*, *name*, *age* and *gender*.

BMI-for-Age Summary Report



| | A | B | C |
|----|------------------------|------------|------------|
| 1 | Date | 12/7/2011 | 8/7/2012 |
| 2 | Average Height | 1.26 mts. | 1.26 mts. |
| 3 | Average Weight | 65.30 lbs. | 64.43 lbs. |
| 4 | Average BMI (kg/m^2) | 17.86 | 17.82 |
| 5 | Average Age | 8.75 yrs. | 8.71 yrs. |
| 6 | Male % | 29% | 17% |
| 7 | Female % | 71% | 83% |
| 8 | N/A % | 0% | 0% |
| 9 | Underweight % | 14% | 0% |
| 10 | Healthy % | 57% | 83% |
| 11 | Overweight % | 14% | 17% |
| 12 | May be Obese % | 14% | 0% |
| 13 | Number of Measurements | 7 | 6 |
| 14 | | | |

This report represent a **Summary Report** detailing average height, weight, BMI and age from a specific group.

Machine Specifications



- Automatic self-calibrating system.
- Load cell scale measures min/weight 18 lbs - max/weight 500 lbs in 0.2 lbs increments.
- Ultrasonic device measures min/height 27.5" - max/height 79" in 0.3" increments.
- System programming includes instant calculation of Body Mass Index.
- Optional data display on dual LCD screens detailing health related information.
- Thermal printed tickets.
- Printed tickets show time of day, date, weight, height, body mass index (BMI).
- Removable head for easy transport and heavy duty casters for convenient mobility.

Machine Specifications:

Overall Size - 88.2" H x 13.6" W x 19.5" D (224 x 34.5 x 49.5 cm.)

Weight - 74.4 lbs (36 kg) approximate.

Power - 120 ~ + 10% - 15% max/100 VA.

Questions & Quotations



E-mail: lvisser@biomeasure.net

Phone: 847.724.2691

Web: www.biomeasure.net

